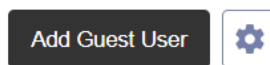
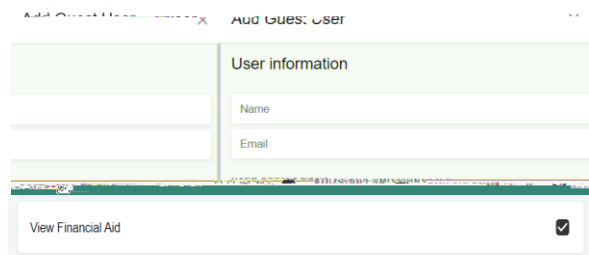


*grant permissions*



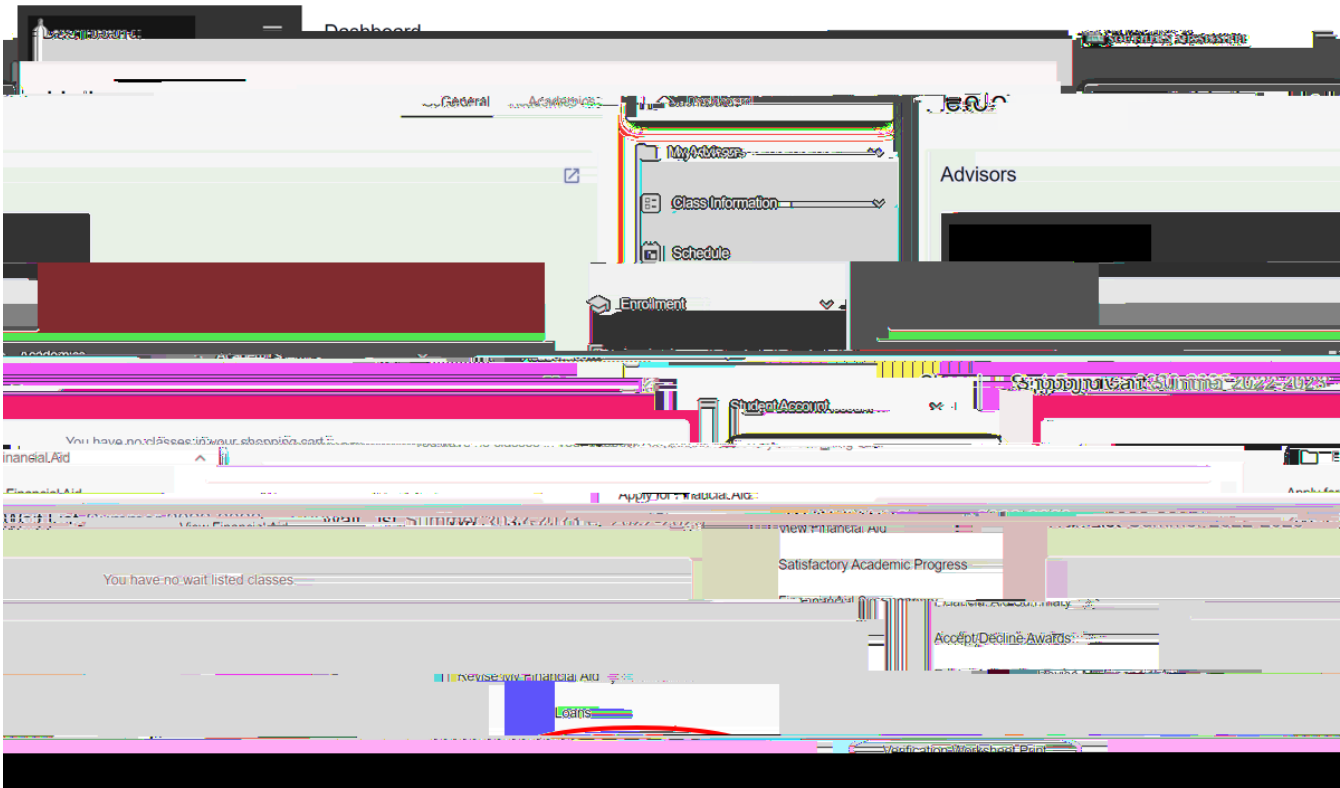
*"View Financial Aid" permission must be selected for your parent to sign the verification worksheet online.*



*provided when granting access. One with their username, the student's ID number followed by "\_001" or "\_002" for example. The second with a link to retrieve the password. Unfortunately, the password for gue*

# How to Print Verification Worksheet in SOAR

Username: w+EMPLID and Password



On the left, you will see the aid year. Make sure you select the correct year. For example, if you are completing the process for the Fall 2023, Spring 2024, or Summer 2024 semesters, 2024 should be selected. Additionally, make sure your pop-up blocker is not on, as that will prevent the document from processing.