



All program completers, 2020/21	50	34	68%	409	218	53%
All program completers, 2019/20	190	147	77%	962	773	81%
All program completers, 2018/19	219	197	90%	962	869	90%

Note: In cases where there are less than ten students taking the assessment or license/certificate, the number passing and pass rate are not reported.

[Redacted]



[Redacted]


[Redacted]

[Redacted]

All enrolled students who have completed all nonclinical courses, 2020/21	2			153	20	12	60%	161
Other enrolled students, 2020/21	22	12	55%	151	102	57	56%	157
All program completes, 2020/21	3			156	64	42	66%	160
All program completes, 2019/20					4			
All program completes, 2018/19					1			
All enrolled students who have completed all nonclinical courses, 2020/21	5			162	36	20	56%	159
Other enrolled students, 2020/21	26	8	35%	156	162	117	32%	155
All program completes, 2020/21	5			162	107	51	48%	158
All program completes, 2019/20					12	8	73%	168
All program completes, 2018/19					3			
All enrolled students who have completed all nonclinical courses, 2020/21	5			153	49	36	82%	165
Other enrolled students, 2020/21	10	5	50%	155	153	56	41	73%
All program completes, 2020/21	5			153	68	52		

c







All enrolled students who have completed all nonclinical courses, 2020/21

9

Other enrolled students, 2020/21

2

All program completers, 2020/21

1

152

7

All program completers, 2019/20

13

13

100%

175

152

47

46

98%

171

All program completers, 2018/19

17

17

100%

177

152

48

48

100%

173

All enrolled students who have completed all nonclinical courses, 2020/21

5

150

14

10

71%

157

Other enrolled students, 2020/21

